

This application is used to determine your eligibility for California student financial aid for the 2026-27 school year. The California Student Aid Commission (Commission) will process this application. Any aid offered can only be used at eligible California institutions. Although you may complete your application using this form, the preferred method is for you to complete your California Dream Act Application on-line at <https://dream.csac.ca.gov>. Completing your application on-line is faster and will be processed in real-time.

The California Dream Act Application is not an application for federal financial aid. Students eligible to file the Free Application for Federal Student Aid (FAFSA), may use that application which is available on-line at www.studentaid.gov. Students do not need to complete both applications. See information below for help knowing which application you can file.

California Dream Act Application or FAFSA?

Carefully read the statements below before starting this application.

You can submit the California Dream Act Application if:

- You are not eligible to file the FAFSA or do not want to file the FAFSA at this time.
- Satisfaction of at least one ATTENDANCE requirement (before the first term of college enrollment):
 - High school attendance in California for 3 years or more.
 - Attainment of credits from a California high school, equivalent to 3 or more years of full-time high school coursework and 3 or more years of attendance in a California elementary school, middle school or high school.
 - Attainment of credits at a combination of California high school, California adult school, or California community college for the equivalent of 3 years or more.

Note: A year's equivalent at a California Community College is a minimum of 24 semester units or 36 quarter units. A year's equivalent at a California adult school is a minimum of 420 hours of attendance for each school year.

- Satisfaction of at least one GRADUATION /DEGREE requirement (before the first term of college enrollment):
 - Graduated or will graduate, with a high school diploma earned in California or attained the equivalent of a high school diploma in California (i.e. GED, HiSET, TASC, CHSPE).
 - Completed or will complete, an associate's degree from a California Community College.
 - Completed or will complete, the minimum requirements to transfer from a California Community College to a California State University (CSU) or University of California (UC).
- Will register or enroll in an accredited and qualifying California college or university, AND
- If applicable, complete an affidavit to legalize immigration status as soon as you are eligible, AND
- Do not hold a valid non-immigrant visa (F, J, H, L, A, B, C, D, E, etc)

Note: If you have Deferred Action for Childhood Arrivals (DACA), you should file the California Dream Act Application, even if you have a Social Security number for Work Authorization.

Note: If you have a U Visa, DACA, or TPS, please contact your campus for guidance on how you may be able to establish residency for in-state tuition purposes.

You can submit the FAFSA if:

- You are a United States Citizen, U.S. national, or lawful permanent resident, or
- You are a person with an Arrival-Departure Record (I-94) from U.S. Citizen and Immigration Services (USCIS) showing one of the following status categories:
 - Refugee
 - Asylum Granted
 - Cuban-Haitian Entrant
 - Conditional Entrant (valid only if issued before April 1, 1980)
 - Victims of Human trafficking, T-Visa holder (T-2, T-3, or T-4, etc.) or valid certification or eligibility letter from the Department of Health and Human Services Parolees (must be paroled for at least one year with evidence from USCIS that you are in the United States for other than a temporary purpose and intend to become a U.S. Citizen or permanent resident)
 - A "qualified" Battered Immigrant
 - Citizen of the Federated States of Micronesia, the Republic of the Marshall Islands, or the Republic of Palau.

If you use the CADAA, you will still be eligible for state and school financial aid, but will not be eligible to receive federal financial aid which can include up to \$7,395 per school year in Pell Grants, as well as student loans. Please think about which application is best for you and your family. The FAFSA is available at www.studentaid.gov.

Do you hold a United States VISA?

The following students cannot receive federal financial aid through the FAFSA or state financial aid through the California Dream Act Application and should contact their campus financial aid department for assistance: Non-immigrants granted one of the following visas: A, B, C, D, E, F, G, H, I, J, K, L, M, N, O, P, Q, R, S, TN, TD, V, TROV, and NATO.

Please note: Holders of T-Visas should file the FAFSA and holders of U-Visas must file the California Dream Act Application.

Apply by the Deadlines

Submit this application as soon as possible. The Cal Grant filing deadline for new awardees is March 2, 2026 (September 2, 2026 for Community Colleges), but the application is open until June 30, 2026 for students renewing their Cal Grant and other financial aid programs. We will send this information to the colleges you list on this application. Your college may require additional forms. Check with your college to determine their application deadlines and filing requirements. The Cal Grant program requires a school certified GPA. Check with your high school counselor or a college financial aid administrator to see if they will be submitting your GPA. If they are not submitting your GPA, go to <https://www.csac.ca.gov/post/cal-grant-gpa-verification-form> to download the GPA form. We recommend you complete this application online at <https://dream.csac.ca.gov>. This is the fastest and easiest way to apply for California financial aid.

Using Your Tax Return

You and anyone required to contribute information on this form will use the 2024 IRS income tax returns to complete this form. If a return has not yet been filed, you can submit your California Dream Act Application using estimated tax information and then correct that information after you file your return. Do not miss any of your college deadlines or the March 2, 2026 Cal Grant deadline.

Filling out the California Dream Act Application

If you or your family experienced significant changes to your financial situation (such as loss of employment), or other special circumstances (such as high reimbursed medical or dental expenses), complete this form to the extent you can and submit it as instructed. Consult with the financial aid office at the college(s) you applied to or plan to attend.

Mailing your California Dream Act Application

We recommend you file the California Dream Act Application online. If you plan to mail the printed application you should complete this application, make a copy for your records, then mail the original, signed application to: California Student Aid Commission, P.O. Box 419027, Rancho Cordova, CA 95741. After your application is processed, the Commission will send the results to the colleges listed on the application. If you provide an e-mail address, the Commission will be able to contact you if we need more information. To make changes to your CA Dream Act Application, go to <https://dream.csac.ca.gov> or call 888-224-7268.

Information on the Privacy Act

Your college will use the information that you provide on this form to determine if you are eligible to receive California state student financial aid. The colleges on this form may also use the information to determine your eligibility for private grants and scholarships. Therefore, we will disclose some of the information that you provide on this form to each institution you list on this form. Without your consent, we may disclose information that you provide to entities under a published "routine use." Under such a routine use, we may disclose information to third parties that we have authorized to assist us in administering the above programs; to other state agencies under computer matching programs, such as those with the Franchise Tax Board; to your parents or spouse; and to members of the California State Legislature if you ask them to help you with student aid questions.

For more information on our privacy practices, please visit www.csac.ca.gov/post/privacy-policy.

Why fill out a CADAA form?

The *California Dream Act Application* (CADAA) is the first step in the financial aid process. You use the CADAA form to apply for state financial aid, institutional aid, and other sources of aid that may be available to you such as grants, scholarships and loans. In addition, most colleges use information from the CADAA form to award financial aid.

Why all the questions?

Most of the questions on the CADAA form are required to calculate your Student Aid Index (SAI). The SAI measures your family's financial strength and is used to determine your eligibility for financial aid. The California Student Aid Commission and the colleges you list use your responses to determine if you may be eligible for state or institutional aid.

How do I find out my Student Aid Index (SAI)?

Your SAI will be listed on your CADAA Submission Summary. This summary shows the information you submitted on your CADAA form. It is important to review the summary to make sure all your information is correct and complete. Make corrections or provide additional information, as necessary. All application information will be sent to the colleges listed on your application. The colleges will use the information to determine your eligibility for their financial aid programs. It is important to follow up with your college(s) to make sure all your information is correct and complete and to provide additional information, as necessary.

How much student financial aid will I receive?

Using the information on your CADAA form and your SAI, the financial aid office at your college will determine the amount of aid you will receive. The college will use your SAI to prepare a financial aid package to help you meet your financial need. Financial need is the difference between the cost of attendance (which can include living expenses), as determined by your college, and your SAI. If you are eligible for a Cal Grant, you may receive it from only one college for the same period of enrollment. If you or your family have special circumstances (i.e., significant medical expenses, large change of income since last year, etc.) that should be considered, contact your college's financial aid office.

When will I receive the student financial aid?

Any financial aid you are eligible to receive will be paid to you through your college. Check with your college to confirm their disbursement schedule, which is the date they issue financial aid payments. Typically, your college will first use the aid to pay tuition, fees, and housing and food (if provided by the college). Any remaining aid is paid to you for your other educational expenses.

How can I have more colleges get my CADAA information?

If you are completing a paper CADAA form, you can list ten colleges in question 23. You may add more colleges by doing one of the following:

- After your CADAA form has been processed, go to <https://dream.csac.ca.gov/landing>, log in to your application, and follow the instructions for adding or changing schools.
- After your CADAA form is processed, you will receive an email with your CADAA Submission Summary. On the first page of the CADAA Submission Summary, you will see your Dream Act ID Number. You can call 1-888-224-7268 and provide your Dream Act ID Number to a customer service representative and they can add more school codes to your application for you.

Note: If there are ten school codes on your record, each new code will need to replace one of the original school codes listed

Where can I get more information on student financial aid?

The best place for information about student aid is the financial aid office at the college you plan to attend. The financial aid administrator can tell you about student aid available from California, the college itself, and other sources.

- You can also visit our website www.csac.ca.gov
- For information by phone, you can call the California Student Aid Commission's Student Support Center at 1-888-224-7268.
- You can also check with your high school counselor.

Information about other financial assistance may be available from foundations, faith-based organizations, civic groups, community organizations such as [Immigrants Rising](#) which offers tools and resources for undocumented students. You can also check with your parents' employers or unions to see if they award scholarships or have tuition assistance plans.

Who must provide information on the CADAA?

The CADAA has five sections: Student, Student Spouse, Parent, Other Parent, and Preparer.

Student

The student must always complete the Student section.

Student Spouse

If the student's current marital status, as indicated in question 8, is "Married (not separated)" or "Remarried", the student's spouse must complete question 26 and, if the spouse worked, report the Student's Spouse income earned on question 28 of the Student Spouse section. If the student answered "No" to "Did or will the student file a 2024 joint tax return with their current spouse?" on question 18, then the spouse must also complete question 27 and all sections of question 28.

Parent

The student's parent must complete the Parent section if **all** of the following statements are true:

- The student was born after the year 2002.
- The student's current marital status, as indicated in question 8, is single (never married), divorced, separated, or widowed.
- The student's college grade level, as indicated in question 9, will be First Year (Freshman), Second Year (Sophomore), or Other Undergraduate (Junior or Senior).
- The student selected "None of the above" in question 10, and answered "No" in questions 11 and 12.

If **all** the above statements are true, the student is considered to be *dependent*, and the student's parent must complete the Parent section, even if the student does not live with a parent (see "Who is considered a legal parent on the CADAA?" and "Which parent should include information?").

If **any** of the above statements are *not* true, the student is considered to be *independent*, and parent information should not be provided.

If the student answered "Yes" **and** selected "None of the above" in question 11, or else answered "Yes" in question 12, the student is considered to be *provisionally independent*. In this case, the student should submit the CADAA with the Parent and Parent Spouse or Partner sections left **blank** and then contact the college's financial aid office for further guidance.

Other Parent

If the student's parent is required to provide information in the Parent section, and that parent's current marital status, as indicated in question 31, is married (not separated), remarried, or unmarried, living together, the student's other parent must complete questions 40 and 41 of the Other Parent section. The other parent must also complete questions 42 and 43 if the parent answered "No" to "Did or will the parent file a 2024 joint tax return with their current spouse?", in question 36.

Preparer

If someone other than the student, student spouse, parent, or parent spouse or partner completed this form on the applicant's behalf, that person must complete questions 46-47 of the Preparer section. *Paid preparers are prohibited.*

Who is considered a legal parent on the CADAA?

Legal parents are biological or adoptive (regardless of gender). Grandparents, foster parents, legal guardians, widowed stepparents, aunts, uncles, and siblings are not considered parents on this form unless they have legally adopted the student.

Which parent should include information?

- If the student's parent was never married and does not live with the student's other legal parent, or if the parent is widowed and not remarried, that parent should only provide their own information in the Parent section, and the Other Parent section should be skipped.
- If the parents are divorced or separated, answer the questions about the parent who provided more financial support over the past 12 months, even if the student does not live with them. If both parents provided an exact equal amount of financial support, or if they don't support the student financially, answer the questions about the parent with the greater income and assets. If this parent is remarried as of today, answer the questions about that parent and the stepparent.
- If the student's widowed parent is remarried as of today, answer the questions about that parent and the stepparent.
- Contact 888-224-7268 for assistance completing questions 29-43.

For help filling out your CADAA, call the California Student Aid Commission's Student Support Center at 1-888-224-7268.

Student 

► **The student must complete this section.**

1. Student Identity Information

Enter your information as it appears on your school ID card or other government issued ID.

First Name

Middle Name

If longer than 15 letters, leave off anything above the 15-character limit.

Last Name

If entering more than one last name, you may list them, including any hyphens (-). If longer than 35 letters, leave off anything above the 35-character limit.

Suffix (e.g., Jr. or III)

Date of Birth MM/DD/YYYY

/ /

Social Security Number (SSN) or Individual Taxpayer Identification Number (ITIN)

Dream Act ID

(Optional - complete only if you have one of these. Otherwise, leave blank)

(Optional - previous CADAA filers only. If you don't remember your Dream Act ID, leave blank)

2. Student Citizenship

Citizenship Status

U.S. Citizen

Eligible Non-citizen

Neither Citizen nor Eligible Non- citizen

As of today, do you have a valid U Visa?

Yes

No

Don't Know

3. Student Contact Information


Phone Number

() -


Would you like to Opt-in to receive text messages from CSAC on important financial aid reminders and updates? You may Opt-out at any time.

Yes No

Email Address

 Continue on next line.

Mailing Address (Include Apt Number)

 Continue on next line.

City

State

Zip Code

4. Student Gender

The answer to this question is optional and will not affect your eligibility for financial aid, or be shared with schools. It will be strictly used for CSAC research purposes only.

What is your gender?

Male

Female

Nonbinary

Prefer not to answer

“Nonbinary” refers to a student who does not identify exclusively as male or female. “Nonbinary” does not refer to a transgender student who identifies exclusively as either male or female. Transgender students should select the gender with which they identify as, at the time this application is completed.

5. Student Race and Ethnicity

The answer to this question is optional and will not affect your eligibility for financial aid, or be shared with schools. It will be strictly used for CSAC research purposes only.

What is your race/ethnicity? *Select all that apply.*

- | | |
|--------------------------|----------------------|
| Asian | Pacific Islander |
| Black or African descent | White |
| Filipino | Prefer not to answer |
| Hispanic/Latino descent | |

6. Primary Language Spoken at Home

The answer to this question is optional and will not affect your eligibility for financial aid, or be shared with schools. It will be strictly used for CSAC research purposes only.

What is your primary language spoken at home?

- | | | |
|---------------------|----------|----------------------|
| Arabic | Hindi | Spanish |
| Armenian | Hmong | Vietnamese |
| Cantonese, Mandarin | Japanese | Prefer not to answer |
| English | Korean | Other |
| Farsi | Punjabi | |
| Filipino (Tagalog) | Russian | |

7. Student State of Residence

In what state do you live?

Date you began living in your state of residence. MM/YYYY

/

8. Student's Marital Status as of Today

- Single (never married) Married (not separated) Remarried Separated Divorced Widowed

9. Student College or Career School Plans

At the start of the 2026-2027 academic year, what will your grade level be in college?

First Year
(Freshman)

Second Year
(Sophomore)

Other Undergraduate
(Junior or Senior)

College Graduate, Professional or
Beyond (MBA, M.D., Ph.D., etc.)

Will you have earned your first bachelor's degree by the start of the 2026-2027 school year?

Yes No

Will you be pursuing an initial teaching certification at the elementary or secondary level?

Yes No

10. Student Personal Circumstances

Select all that apply

You are currently serving on active duty in the U.S. armed forces for purposes other than training.

You are a veteran of the U.S. armed forces.

You have children or other people (excluding your spouse, if you have one) who live with you and receive more than half of their support from you now and between July 1, 2026 and June 30, 2027.

At any time since you turned 13, you were an orphan (no living biological or adoptive parent)

At any time since you turned 13, you were a ward of the court.

At any time since you turned 13, you were in foster care.

You are, or were, a legally emancipated minor, as determined by a court in your state of residence.

You are, or were, in a legal guardianship with someone other than your parent or stepparent, as determined by a court in your state of residence

None of the above

11. Student Other Circumstances

At any time on or after July 1, 2025, were you unaccompanied and either (1) homeless or (2) self-supporting and at risk of being homeless?

Yes No

If the answer is "Yes," did any of the following entities determine you were homeless or at risk of being homeless?

Select all that apply or select None of the Above

Director or designee of an emergency or transitional shelter, street outreach program, homeless youth drop-in center, or other program serving those experiencing homelessness

High school or school district homeless liaison or designee

Director or designee of a project supported by a federal TRIO or GEAR UP program grant

Financial aid administrator (FAA)

None of the above

12. Student Unusual Circumstances

Do unusual circumstances prevent you from contacting your parent(s) or would contacting your parent(s) pose a risk to you?

You may be experiencing unusual circumstances if you:

- *Left home due to an abusive or threatening environment;*
- *Were abandoned by or estranged from your parents;*
- *Are separated from your parents due to being a refugee or asylee, or your parents were forced to flee or leave their home due to armed conflict, violence, human rights violations or natural or human-made disasters;*
- *Are a victim of human trafficking;*
- *Are incarcerated, or your parents are incarcerated, and contact with your parents would pose a risk to you; or*
- *Are otherwise unable to contact or locate your parents.*

If your circumstances resulted in having an unsafe, stable place to live, you may be considered a homeless youth and should review the answer to question 11 about being unaccompanied and homeless.

Yes No

13. Parent Education Status

Did either of your parents attend or complete college?

Neither parent attended college

One or both parents completed college

One or both parents attended college, but neither parent completed college

Don't know

14. Student High School Information

What will your high school completion status be at the beginning of the 2026-2027 school year?

High school diploma

State recognized high school equivalent (e.g., GED)

Homeschooled


None of the Above

Statewide Student Identifier (SSID)

(Optional - complete only if you have one of these. Otherwise, leave blank)

High School Name

If the answer is "High School diploma," provide the name, city, and state of the high school you graduated from.

 Continue on next line.

High School City

High School State

If the answer is “State-recognized high school equivalent,” which of the following did, or will, you receive?

- | | |
|--|--|
| General Educational Development (GED) | Other |
| High School Equivalency Test (HiSET) | California High School Proficiency Examination (CHSPE) |
| Test Assessing Secondary Completion (TASC) | |

Issuing State

15. Family Size

How many people are in your family?

Include yourself (and spouse), your dependent children (even if they live apart due to college enrollment), and other people living with you now. Include these dependent children and other people only if you will provide more than half of their support between July 1, 2026 and June 30, 2027.

16. Number in College

How many people in your family, including yourself, will be in college between July 1, 2026, and June 30, 2027?

Do not include your parent(s).

17. Government Benefits Received

At any time during 2024 or 2025, did you or anyone in your family receive benefits from any of the following programs? Select all that apply or select None of these apply.

- | | |
|--|--|
| Earned Income Tax Credit (EITC)
<i>IRS Form 1040: line 27</i> | Supplemental Security Income (SSI) |
| Federal Housing Assistance | Temporary Assistance for Needy Families (TANF/
CalWORKs) |
| Free or reduced price school lunch
<i>(see notes page 37)</i> | Special Supplemental Nutrition Program for
Women, Infants, and Children (WIC) |
| Medicaid (Medi-Cal) | None of these apply |
| Refundable Credit for 36B Health Plan | |
| Supplemental Nutrition Assistance Program
(SNAP/CalFresh) | |

18. Student Tax Filing Status

Did you, or will you, file a 2024 IRS Form 1040 or 1040-NR? Yes No

Did you (1) earn income in a foreign country in 2024, (2) work for an international organization in 2024 that did not require you to report income on any tax return, or (3) file a 2024 tax return with Puerto Rico or another U.S. territory? Yes No

International organizations include, for example, the United Nations, World Bank, and International Monetary Fund.

► *If the answer is "No" to both of the questions above, and you are not married, questions 19 - 21 can be skipped; however, if you are also required to provide parent information on this form, question 21 must be answered.*

Did, or will, you file a 2024 joint tax return with your current spouse? Yes No

19. Student 2024 Tax Return Information

► **Convert all currency to U.S. dollars. If the answer is zero or the question does not apply, enter 0.**

What is (or will be) your filing status on your 2024 tax return?

Single

Head of Household

Married-Filed Joint Return

Qualifying Surviving Spouse

Married-Filed Separate Return

What was your income earned from work in 2024?

\$

IRS Form 1040 (or IRS Form 1040-NR): line 1z + Schedule 1: lines 3 + 6

If a tax form line's value is negative, treat it as zero in your calculation.

If you are not a tax filer, add up all earnings on your W-2 form(s) - box numbers 1 + 8 and if self-employed, refer to an equivalent document (i.e. 1099-MISC) and include only "net profit." The total of these amounts must be reported as income earned from work. Do not include 1099-INT (interest), 1099-DIV (dividends) or 1099-G (unemployment).

Your tax exempt interest income

Your untaxed portions of IRA distribution

\$

\$

IRS Form 1040: line 2a

IRS Form 1040: line 4a minus 4b

Your IRA Rollover into another IRA or qualified plan

\$



Your untaxed portions of pensions
\$

IRS Form 1040: line 5a minus 5b

Your pension rollover into an IRA or
other qualified plan
\$

Your Adjusted Gross Income (AGI)
⊖ \$

IRS Form 1040 (or IRS Form 1040-NR): line 11

*If the AGI is negative, completely fill the circle (–) before
the answer box.*

Your Income Tax Paid
\$

IRS Form 1040: line 24. If negative, enter a zero.

*Your income tax amount should not be the
same as your adjusted gross income (AGI) you
reported on the previous question.*

For tax year 2024, did you receive the Earned
Income Tax Credit (EITC)?

Yes No Don't Know

IRS Form 1040: line 27

Your IRA deductions and payments to self-
employed SEP, SIMPLE, and qualified plans

\$

IRS Form 1040 Schedule 1: total of lines 16 + 20

Your Education Credits (American Opportunity and
Lifetime Learning credits)

\$

IRS Form 1040 Schedule 3: line 3 + IRS Form 1040: line 29

Did you file a Schedule A, B, D, E, F, or H with
your 2024 IRS Form 1040?

Yes No Don't Know

Your Net Profit or Loss from IRS Form 1040
Schedule C

⊖ \$

IRS Form 1040 Schedule C: line 31

*If the amount is negative, completely fill the circle
(–) before the answer box.*

Your amount of college grants, scholarships, or
AmeriCorps benefits **reported as income to the
IRS** (Optional)

\$

*This usually applies only if you or someone in your
household was in college during tax year 2024 and the
student aid that was part of the award package was
considered taxable and included in the Adjusted Gross
Income (AGI) on your tax return. If you are married,
include the amount your spouse reported.*

Your amount of Foreign Earned Income Exclusion

⊖ \$

IRS Form 1040 Schedule 1: line 8d

If the amount is negative, completely fill the circle (-) before the answer box.

20. Annual Child Support Received

Enter the total amount of child support that you received in the last calendar year. If the answer to question 8 was "Married" or "Remarried," enter the combined amount you and your spouse received. If the answer is zero or the question does not apply, enter 0.

\$

21. Student Assets

If the answer to question 8 was "Married" or "Remarried," enter the combined amounts held by you and your spouse. If the answer is zero or the question does not apply, enter 0.

Current total of Cash, Savings, and Checking Accounts

Don't include student financial aid received, retirement accounts, or investments.

\$

Current Net Worth of Investments, Including Real Estate

Don't include the home you live in. Net worth is the value of the investments minus any debts owed against them.

\$

Current Net Worth of Businesses and Investment Farms

Enter the net worth of your businesses and for-profit agricultural operations. Net worth is the value of the businesses or farms minus any debts owed against them. Don't include a family business with 100 or fewer full-time employees, farms where the family resides, or a commercial fishing business and related expenses.

\$

22. Dream Act Service Incentive Grant

Are you interested in being considered for the California Dream Act Service Incentive Grant (DSIG) Program?

Yes No Don't Know

23. Colleges

Enter the college(s) that should receive your California Dream Act information. Colleges MUST be located in California. List colleges you have applied to or are thinking of applying to. Find your college's Federal School Code by using FSAs "Federal School Code Search" tool: <https://studentaid.gov/fafsa-app/FSCsearch>

Enter the Federal School Code and College Name on this form.

College 1

Federal School Code College 1 Name

College 2

Federal School Code College 2 Name

College 3

Federal School Code College 3 Name

College 4

Federal School Code College 4 Name

College 5

Federal School Code College 5 Name

College 6

Federal School Code College 6 Name

College 7

Federal School Code College 7 Name

College 8

Federal School Code College 8 Name

College 9

Federal School Code College 9 Name

College 10

Federal School Code College 10 Name

24. AB 540 Graduation and Transfer Requirements

► Satisfaction of at least one (before the first term of college enrollment). Select all that apply.

I have graduated or will graduate with a high school diploma earned in California or attained the equivalent of a high school diploma in California (i.e., GED, HiSET, TASC, CHSPE). Yes No

I completed or will complete, an associate degree from a California Community College. Yes No

I completed or will complete, the minimum requirements to transfer from a California Community College to a California State University (CSU) or University of California (UC). Yes No

25. AB 540 Attendance Requirements

► Satisfaction of at least one (before the first term of college enrollment). Select all that apply.

I have or will have, 3 or more years of attendance at a California high school. Yes No

I have or will have, attained credits from a California high school, equivalent to 3 or more years of full-time high school coursework and 3 or more years of attendance in a California elementary school, middle school, or high school. Yes No

I attained or will attain, credits from a California high school, California adult school, and/or California Community College equivalent to 3 years or more. Yes No

► Provide the following information about all the schools you attended that would satisfy the requirements from the "AB 540 Attendance Requirements" section.

For Elementary and Middle School, leave # of Units/Hours and Unit Type BLANK.

School Name

➤ Continue on next line.

School City

School State

Start Date MM/DD/YYYY

End Date MM/DD/YYYY

/ /

/ /


of Units/Hours Completed

Unit Type (select one)

High School Credits
Semester Credits (College)

Quarter Credits (College)
Hours (Adult School or Non-Credit Courses)

School Name

 Continue on next line.

School City

School State

Start Date MM/DD/YYYY

End Date MM/DD/YYYY

/ /

/ /


of Units/Hours Completed

Unit Type (select one)

High School Credits
Semester Credits (College)

Quarter Credits (College)
Hours (Adult School or Non-Credit Courses)

School Name

 Continue on next line.

School City

School State

Start Date MM/DD/YYYY

/ /

End Date MM/DD/YYYY

/ /


of Units/Hours Completed

Unit Type (select one)

- High School Credits
- Semester Credits (College)

- Quarter Credits (College)
- Hours (Adult School or Non-Credit Courses)

School Name

 Continue on next line.

School City

School State

Start Date MM/DD/YYYY

/ /

End Date MM/DD/YYYY

/ /


of Units/Hours Completed

Unit Type (select one)

- High School Credits
- Semester Credits (College)

- Quarter Credits (College)
- Hours (Adult School or Non-Credit Courses)

School Name

 Continue on next line.

School City

School State

Start Date MM/DD/YYYY

End Date MM/DD/YYYY

/ /

/ /

of Units/Hours Completed

Unit Type (select one)


High School Credits

Semester Credits (College)

Quarter Credits (College)

Hours (Adult School or Non-Credit Courses)

School Name

 Continue on next line.

School City

School State

Start Date MM/DD/YYYY

End Date MM/DD/YYYY

/ /

/ /

of Units/Hours Completed

Unit Type (select one)


High School Credits

Semester Credits (College)

Quarter Credits (College)

Hours (Adult School or Non-Credit Courses)

School Name

 Continue on next line.

School City

School State

Start Date MM/DD/YYYY

End Date MM/DD/YYYY

/ /

/ /

of Units/Hours Completed

Unit Type (select one)

High School Credits

Semester Credits (College)

Quarter Credits (College)

Hours (Adult School or Non-Credit Courses)

► **If the answer to question 8 was “Married” or “Remarried,” you must provide information for your spouse and complete this section.**

26. Student Spouse Identity Information

Enter your spouse’s information as it appears on any form of government issued ID.

First Name

Middle Name

If longer than 15 letters, leave off anything above the 15-character limit.

Last Name

If entering more than one last name, you may list them, including any hyphens (-). If longer than 35 letters, leave off anything above the 35-character limit.

Suffix (e.g., Jr. or III)

27. Student Spouse Tax Filing Status

Did or will the Student’s Spouse file a 2024 IRS Form 1040 or 1040-NR? Yes No

Did the Student’s Spouse (1) earn income in a foreign country in 2024, (2) work for an international organization in 2024 that did not require them to report income on any tax return, or (3) file a 2024 tax return with Puerto Rico or another U.S. territory? Yes No

International organizations include for example, the United Nations, World Bank, and International Monetary Fund.

If the answer is “No” to both of the questions above, question 28 can be skipped.

28. Student Spouse 2024 Tax Return Information

► **Convert all currency to U.S dollars. If the answer is zero or the question does not apply, enter 0.**

What is (or will be) the Student’s Spouse filing status on the 2024 tax return?

- Single Head of Household
- Married-Filed Joint Return Qualifying Surviving Spouse
- Married-Filed Separate Return

Student's Spouse income earned from work in 2024

\$

IRS Form 1040 (or IRS Form 1040-NR): line 1z + Schedule 1: lines 3 + 6

If a tax form line's value is negative, treat it as zero in your calculation.

If your spouse is not a tax filer, add up all earnings on their W-2 form(s) - box numbers 1 + 8 and if self-employed, refer to an equivalent document (i.e. 1099-MISC) and include only "net profit." The total of these amounts must be reported as income earned from work. Do not include 1099-INT (interest), 1099-DIV (dividends) or 1099-G (unemployment).

Student's Spouse tax exempt interest income

\$

IRS Form 1040: line 2a

Student's Spouse untaxed portions of
IRA distributions

\$

Student's Spouse IRA Rollover into
another IRA or qualified plan

\$

IRS Form 1040: line 4a minus 4b

Student's Spouse Untaxed Portions of Pensions

\$

Student's Spouse pension rollover
into an IRA or other qualified plan

\$

IRS Form 1040: line 5a minus 5b

Student's Spouse Adjusted Gross Income

⊖ \$

Student's Spouse Income Tax Paid

\$

IRS Form 1040 (or IRS Form 1040-NR): line 11

If the AGI is negative, completely fill the circle (–) before
the answer box.

IRS Form 1040: line 24. If negative, enter a zero.

The income tax amount should not be the
same as the adjusted gross income (AGI) you
reported on the previous question.

Student's Spouse IRA deductions and payments to self-employed SEP, SIMPLE, and qualified plans

\$

IRS Form 1040 Schedule 1: total of lines 16 + 20

Student's Spouse Education Credits (American Opportunity and Lifetime Learning credits)

\$

IRS Form 1040 Schedule 3: line 3 + IRS Form 1040: line 29

Did the Student's Spouse file a Schedule A, B, D, E, F, or H with their 2024 IRS Form 1040?

Yes No Don't Know

Student's Spouse Net profit or loss from IRS Form 1040 Schedule C

⊖ \$

IRS Form 1040 Schedule C: line 31

If the amount is negative, completely fill the circle (-) before the answer box.

Student's Spouse amount of Foreign Earned Income Exclusion

⊖ \$

IRS Form 1040 Schedule 1: line 8d

If the amount is negative, completely fill the circle (-) before the answer box.

► See “Who must provide information on the CADAA form” to determine if you need to complete this section and provide information about your parent.

29. Parent Identity Information

Enter your parent's information as it appears on any form of government issued ID.

First Name

Middle Name

If longer than 15 letters, leave off anything above the 15-character limit.

Last Name

If entering more than one last name, you may list them, including any hyphens (-). If longer than 35 letters, leave off anything above the 35-character limit.

Suffix (e.g., Jr. or III)

Date of Birth MM/DD/YYYY


/ /

30. Parent Contact Information

Phone Number

() -

Email Address

 Continue on next line.

Mailing Address (Include Apt Number)

 Continue on next line.

City

State

Zip Code

Country

31. Parent Marital Status as of Today

Never married

Unmarried, living together

Married (not separated)

Remarried

Divorced

Separated

Widowed

32. Parent State of Residence

In what state does your parent live?

Date your parent began living in their state of residence. MM/YYYY

/

33. Family Size

How many people are in your parent's household?

Include your parent (and their spouse/partner if married), yourself (the student), your parent's dependent children (even if they live apart because of college enrollment), and other people living with your parent now. Include these dependent children and other people only if your parent will provide more than half of their support between July 1, 2026 and June 30, 2027.

34. Number In College

How many people in the parent's household will be in college between July 1, 2026, and June 30, 2027?

Include yourself (the student) and other people in your parent's household who will attend college at least half-time between July 1, 2026 and June 30, 2027. Do not include your parent(s).



35. Government Benefits Received By Parent

At any time during 2024 or 2025, did your parent or anyone in their household receive benefits from any of the following federal programs? Select all that apply or select None of the Above.

Earned Income Tax Credit (EITC)

Supplemental Security Income (SSI)

Federal Housing Assistance

Temporary Assistance for Needy Families (TANF/CalWORKs)

Free or reduced-price school lunch
(see notes page 37)

Special Supplemental Nutrition Program for Women, Infants, and Children (WIC)

Medicaid (Medi-Cal)

None of the Above

Refundable Credit for 36B Health Plan

Supplemental Nutrition Assistance Program (SNAP/CalFresh)

36. Parent Tax Filing Status

Did or will your parent file a 2024 IRS Form 1040 or 1040-NR? Yes No

If the answer is "No," indicate which one of the following situations applies to your parent for 2024:

Your parent filed or will file a tax return with Puerto Rico or another U.S. territory.

Your parent, even though they earned income in the U.S., did not and will not file a U.S. tax return because their income was below the tax filing threshold.

Your parent filed or will file a foreign tax return.

Your parent did not and will not file a U.S. tax return for reasons other than low income.

Your parent either earned income in a foreign country in 2024 but did not and will not file a foreign tax return, OR your parent worked for an international organization and was not required to report income on any tax return.

Your parent did not and will not file any tax return because they did not earn any income.

Such international organizations include, for example, the United Nations, World Bank, and International Monetary Fund.

Did, or will, your parent file a 2024 joint tax return with their current spouse? Yes No

37. Parent 2024 Tax Return Information

► **Convert all currency to U.S. dollars. If the answer is zero or the question does not apply, enter 0.**

What is (or will be) your parent's filing status on their 2024 tax return?

Single

Head of Household

Married-Filed Joint Return

Qualifying Surviving Spouse

Married-Filed Separate Return

Your parent's income earned from work in 2024

\$

IRS Form 1040: (or IRS Form 1040-NR:) line 1z + Schedule 1: lines 3 + 6

If a tax form line's value is negative, treat it as zero in your calculation.

If your parent is not a tax filer, add up all earnings on their W-2 form(s) - box numbers 1 + 8 and if self-employed, refer to an equivalent document (i.e. 1099-MISC) and include only "net profit." The total of these amounts must be reported as income earned from work. Do not include 1099-INT (interest), 1099-DIV (dividends) or 1099-G (unemployment).

Your parent's tax exempt interest income

\$

IRS Form 1040: line 2a

Your parent's untaxed portions of IRA distributions

\$

IRS Form 1040: line 4a minus 4b

Your parent's IRA Rollover into another IRA or qualified plan

\$

Your parent's Untaxed Portions of Pensions

\$

IRS Form 1040: line 5a minus 5b

Your parent's pension rollover into an IRA or other qualified plan

\$



Your parent's Adjusted Gross Income

⊖ \$

IRS Form 1040 (or IRS Form 1040-NR): line 11

If the AGI is negative, completely fill the circle (–) before the answer box.

Your parent's Income Tax Paid

\$

IRS Form 1040: line 24. If negative, enter a zero.

The income tax amount should not be the same as the adjusted gross income (AGI) you reported on the previous question.

For tax year 2024, did your parent receive the Earned Income Tax Credit (EITC)?

Yes No Don't Know

IRS Form 1040: line 27

Your parent's IRA deductions and payments to self-employed SEP, SIMPLE, and qualified plans

\$

IRS Form 1040 Schedule 1: total of lines 16 + 20

Your parent's Education Credits (American Opportunity and Lifetime Learning credits)

\$

IRS Form 1040 Schedule 3: line 3 + IRS Form 1040: line 29

Did your parent file a Schedule A, B, D, E, F, or H with their 2024 IRS Form 1040?

Yes No Don't Know

Your parent's Net profit or loss from IRS Form 1040 Schedule C

⊖ \$

IRS Form 1040 Schedule C: line 31

If the amount is negative, completely fill the circle (–) before the answer box.



Amount of college grants, scholarships, or AmeriCorps benefits your parent's reported as income to the IRS (Optional)

\$

This usually applies only if you or someone in your parent's household was in college during tax year 2024 and the student aid that was part of the award package was considered taxable and included in the Adjusted Gross Income (AGI) on your parent's tax return. If your parent is married, include the amount their spouse reported.

Your parent's amount of Foreign Earned Income Exclusion

⊖ \$

IRS Form 1040 Schedule 1: line 8d

If the amount is negative, completely fill the circle (–) before the answer box.

38. Annual Child Support Received By Parent

Enter the total amount of child support that your parent received in the last calendar year. If the answer to question 31 was "Married," "Remarried," or "Unmarried and both legal parents living together," enter the combined amount your parent and their spouse received. If the answer is zero or the question does not apply, enter 0.

\$

39. Parent Assets

If the answer to question 31 was "Married," "Remarried," or "Unmarried and both legal parents living together," enter the combined amounts held by your parent and their spouse. If the answer is zero or the question does not apply, enter 0.

Your parent's current total of Cash, Savings, and Checking Accounts
Don't include student financial aid received, retirement accounts, or investments.

\$

Your parent's current Net Worth of Investments, Including Real Estate
Don't include the home they live in. Net worth is the value of the investments minus any debts owed against them

\$

Your parent's current Net Worth of Businesses and Investment Farms
Enter the net worth of their businesses and for-profit agricultural operations. Net worth is the value of the businesses or farms minus any debts owed against them. Don't include a family business with 100 or fewer full-time employees, farms where the family resides, or a commercial fishing business and related expenses

\$



► See “Who must provide information on the CADAA form” to determine if you need to complete this section and provide information about your other parent.

40. Other Parent Identity Information

Enter your other parent’s information as it appears on any form of government issued ID.

First Name

Middle Name

If longer than 15 letters, leave off anything above the 15-character limit.

Last Name

If entering more than one last name, you may list them, including any hyphens (-). If longer than 35 letters, leave off anything above the 35-character limit.

Suffix (e.g., Jr. or III)

Date of Birth MM/DD/YYYY

/ /

41. Other Parent Contact Information

Phone Number

() -

Email Address

➤ Continue on next line.

Mailing Address (Include Apt Number)

➤ Continue on next line.

City

State

Zip Code

Country

42. Other Parent Tax Filing Status

Did or will your parent's spouse/partner file a 2024 IRS Form 1040 or 1040-NR? Yes No

If your parent's spouse/partner did not and will not file a 2024 tax return, indicate which one of the following situations applies:

Your parent's spouse/partner filed or will file a tax return with Puerto Rico or another U.S. territory.

Your parent's spouse/partner filed or will file a foreign tax return.

Your parent's spouse/partner either earned income in a foreign country in 2024 but did not and will not file a foreign tax return, OR they worked for an international organization and were not required to report income on any tax return.

Such international organizations include, for example, the United Nations, World Bank, and International Monetary Fund.

Your parent's spouse/partner, even though they earned income in the U.S., did not and will not file a U.S. tax return because their income was below the tax filing threshold.

Your parent's spouse/partner did not and will not file a U.S. tax return for reasons other than low income.

Your parent's spouse/partner did not and will not file any tax return because they did not earn any income.

43. Other Parent 2024 Tax Return Information

Select the tax filing status that your parent's spouse/partner filed, or will file, on their 2024 tax return

Single

Head of Household

Married-Filed Joint Return

Qualifying Surviving Spouse

Married-Filed Separate Return

► **Convert all currency to U.S dollars. If the answer is zero or the question does not apply, enter 0.**

Enter the income earned from work during 2024, for your parent's spouse/partner

\$

IRS Form 1040: line 1z (or IRS Form 1040-NR: line 1a) + Schedule 1 (lines 3 + 6)

If your parent's spouse/partner is not a tax filer, add up all earnings on their W-2 form(s) - box numbers 1 + 8 and if self-employed, refer to an equivalent document (i.e. 1099-MISC) and include only "net profit." The total of these amounts must be reported as income earned from work. Do not include 1099-INT (interest), 1099-DIV (dividends) or 1099-G (unemployment).

Enter the tax-exempt interest income for your parent's spouse/partner

\$

IRS Form 1040: line 2a

Enter the untaxed portions of IRA distributions for your parent's spouse/partner

\$

IRS Form 1040: line 4a minus 4b

Enter the IRA amount that was rolled over into another IRA or qualified plan for your parent's spouse/partner

\$

Enter the Untaxed Portions of Pensions for your parent's spouse/partner

\$

IRS Form 1040: line 5a minus 5b

Enter the Pension amount that was rolled over into an IRA or other qualified plan for your parent's spouse/partner

\$

Enter the Adjusted Gross Income for your parent's spouse/partner

⊖ \$

IRS Form 1040 (or IRS Form 1040-NR): line 11

If the AGI is negative, completely fill the circle (-) before the answer box.

Enter the Income Tax Paid for your parent's spouse/partner

\$

IRS Form 1040: line 24. If negative, enter a zero.

The income tax amount should not be the same as the adjusted gross income (AGI) you reported on the previous question.

Enter the IRA deductions and payments to self-employed SEP, SIMPLE, and qualified plans for your parent's spouse/partner

\$

IRS Form 1040 Schedule 1: total of lines 16 + 20

Enter the Education Credits (American Opportunity and Lifetime Learning credits) for your parent's spouse/partner

\$

IRS Form 1040 Schedule 3: line 3 + IRS Form 1040: line 29

Did your parent's spouse/partner file a Schedule A, B, D, E, F, or H with their 2024 IRS Form 1040?

Yes No Don't Know

Enter the Net profit or loss for your parent's spouse/partner that is listed on their IRS Form 1040 Schedule C

⊖ \$

IRS Form 1040 Schedule C: line 31

If the amount is negative, completely fill the circle (-) before the answer box.

Enter the Foreign Earned Income Exclusion for your parent's spouse/partner

⊖ \$

IRS Form 1040 Schedule 1: line 8d

If the amount is negative, completely fill the circle (-) before the answer box.

44. Student Signature

► **READ BEFORE PROCEEDING**

By signing this application, **YOU**, as the **STUDENT**, certify that:

- You will use state student financial aid only to pay the cost of attending an institution of higher education; and for no other purpose.
- You are not in default on any student loan or have made satisfactory arrangements to repay it;
- You do not owe money back on any student grant or have made satisfactory arrangements to repay it;
- You will notify your college if you default on any student loan; and
- You will not receive a Cal Grant from more than one college for the same period of time.

You agree, if asked, to provide information that will verify the accuracy of your completed form. This information may include U.S. or state income tax forms that you filed or are required to file. Also, you certify that you understand that the State of California has the authority to verify information reported on this application with the Internal Revenue Service. If you purposefully give false or misleading information, you may be subject to significant financial penalties, sent to prison, or both.

► **AB 540 AFFIDAVIT**

I hereby declare that, if I am without a current or valid immigration status, my signature below serves as my affidavit that I have filed an application to legalize my immigration status OR will file an application as soon as I am eligible to do so.

► **DECLARATION OF TRUE AND ACCURATE INFORMATION**

I, the undersigned, declare under penalty of perjury that the information I have provided on this form is true and correct to the best of my knowledge. I understand that this information will be used to determine my eligibility for the California Nonresident Tuition Exemption. I further understand that if any of the information is found to be false, I will be liable for payment of all nonresident tuition charges from which I was exempted and may be subject to disciplinary action by the College or University.

Student Signature

Date signed (MM/DD/YYYY)

/ /

45. Parent Signature

► **READ BEFORE PROCEEDING**

You agree, if asked, to provide information that will verify the accuracy of your completed form. This information may include U.S. or state income tax forms that you filed or are required to file. Also, you certify that you understand that the State of California has the authority to verify information reported on this application with the Internal Revenue Service.

If you purposely give false or misleading information, you may be subject to significant financial penalties, sent to prison, or both.

I, the parent, am affirming that the information listed on the "Parent" section of my child's California Dream Act application is true and correct to the best of my knowledge. I understand that it is illegal to report false or misleading information. I certify under penalty of perjury under the laws of the State of California that the foregoing is true and correct.

Parent Signature

Date signed (MM/DD/YYYY)

/ /

Print Parent Name

46. Preparer Identity Information

If someone other than the student, student spouse, parent, or parent spouse/partner completed this form on the applicant's behalf, that person must complete this section for the "Preparer." Preparers are prohibited from charging a fee to complete this application.

First Name

Last Name

If entering more than one last name, you may list them, including any hyphens (-). If longer than 35 letters, leave off anything above the 35-character limit.

Social Security Number (SSN)


Preparer Employer Identification Number (EIN)

(Optional - complete only if you have one of these. Otherwise, leave blank)

47. Preparer Contact Information

Affiliation/Organization

Mailing Address (include Apt # or Suite #)

 Continue on next line.

City

State

Zip Code

Preparer Signature

Date signed (MM/DD/YYYY)

/ /

Mail Your CADAA Application 

Make a copy of your application and mail your completed and original copy to:

California Student Aid Commission
Student Support Unit
P.O. Box 419027
Rancho Cordova, CA 95741-9027



College Use Only 

Dependency Override

Federal School Code

FAA signature



Identity Information – Questions 1, 26, 29, and 40

Enter your Name and Last Name as it appears on your birth certificate and/or other government issued ID such as a driver's license. Dream Act ID, valid Social Security Number (SSN) or Individual Taxpayer ID Number (ITIN) on the student section are optional fields and can be left blank if you do not have one. Dream Act ID is only available to students that have filed a California Dream Act Application in prior years, it is a nine-digit number that starts with three zeroes. If you have an SSN, please make sure you provide the number as it appears on your Social Security card. If you do not have an SSN but have an ITIN, enter it in this field. Entering your valid SSN or ITIN can help CSAC and campuses match your information to your GPA record. Leaving this question blank will not impact your eligibility for state aid.

Citizenship – Question 2

Generally, you are an eligible noncitizen if you are (1) a permanent U.S. resident with a Permanent Resident Card (I-551); (2) a conditional permanent resident with a Conditional Green Card (I-551C); (3) the holder of an Arrival- Departure Record (I-94) from the Department of Homeland Security showing any one of the following designations: "Refugee," "Asylum Granted," "Parolee" (I-94 confirms that you were paroled for a minimum of one year and status has not expired), T-Visa holder (T-1, T-2, T-3, etc.) or "Cuban- Haitian Entrant;" or (4) the holder of a valid certification or eligibility letter from the Department of Health and Human Services showing a designation of "Victim of human trafficking."

If you are in the U.S. and are undocumented, or have been granted Deferred Action for Childhood Arrivals (DACA), or have a valid U Visa or Temporary Protected Status, select "Neither citizen nor eligible noncitizen." You should complete the CADAA form to be considered for state, college and other sources of financial aid that you may qualify for.

Contact Information – Questions 3, 30, and 41

We will use your email address to communicate with you electronically. For example, when this CADAA form has been processed, the student will be notified by email. Your email address will also be shared with the colleges listed on your CADAA form to allow them to communicate with you. Please enter a permanent email address that is not affiliated with a school or other temporary organization. Entering a personal email address will help ensure that you receive email notifications even after leaving the school or organization.

Current Marital Status – Questions 8 and 31

Report your marital status as of the date you sign your CADAA form. If your marital status changes after you sign your CADAA form, check with the financial aid office at the college.

For parents: Do not include any person who is not married to the student's parent and who is not a legal parent.

Contact our CSAC Student Support Unit at 1-888-224-7268 for help with this question.

If the student's legal parents are:

- married, select "Married" or "Remarried."
- not married to each other and live together, select "Unmarried, living together."
- divorced but living together, select "Unmarried, living together."
- separated but living together, select "Married," not "Divorced" or "Separated."

Personal Circumstances – Question 10

Active Duty: Select this box if you are currently serving in the U.S. armed forces or are a National Guard or Reserves enlistee who is on active duty for other than state or training purposes. Do not check the box if you are a National Guard or Reserves enlistee who is on active duty for state or training purposes.

Veteran: Select this box if you (1) have engaged in active duty in the U.S. armed forces, or are a National Guard or Reserves enlistee who was called to active duty for other than state or training purposes, **and** (2) were released under a condition other than dishonorable. Also select the box if you are not a veteran now but will be one by June 30, 2027. **Do not select the box** if you (1) are currently serving in the U.S. armed forces and will continue to serve through June 30, 2027 (2) have never engaged in active duty in the U.S. armed forces, (3) are currently a ROTC student or a cadet or midshipman at a service academy, (4) are a National Guard or Reserves enlistee activated only for state or training purposes, or (5) Only completed, or did not complete, basic training (boot camp), (6) were engaged in active duty in the U.S. armed forces but released under dishonorable conditions, or (7) Attended a U.S. military service academy or military academy preparatory school but were discharged prior to commission.

The term "active duty for training" means: (A) full-time duty in the armed forces performed by Reserves for training purposes; (B) full-time duty for training purposes performed as a commissioned officer of the Reserve Corps of the Public Health Service (i) on or after July 29, 1945, or (ii) before that date under circumstances affording entitlement to "full military benefits", or (iii) at any time, for the purposes of chapter 13 of this title; (C) in the case of members of the Army National Guard or Air National Guard of any State, full-time duty under section 316 (duty as instructors at rifle ranges for the training of civilians in the use of military arms), 502 (Required drills and field exercises), 503 (Participation in field exercises), 504 (National Guard schools and small arms competitions), or 505 (Army and Air Force schools and field exercises) of title 32, or the prior corresponding provisions of law; (D) duty performed by a member of a Senior Reserve Officers' Training Corps program when ordered to such duty for the purpose of training or a practice cruise under chapter 103 of title 10 for a period of not less than four weeks and which must be completed by the member before the member is commissioned; and (E) authorized travel

to or from such duty. The term does not include duty performed as a temporary member of the Coast Guard Reserve.

The term “inactive duty training” means: (A) duty (other than full-time duty) prescribed for Reserves (including commissioned officers of the Reserve Corps of the Public Health Service) by the Secretary concerned under section 206 of title 37 or any other provision of law; (B) special additional duties authorized for Reserves (including commissioned officers of the Reserve Corps of the Public Health Service) by an authority designated by the Secretary concerned and performed by them on a voluntary basis in connection with the prescribed training or maintenance activities of the units to which they are assigned; and (C) training (other than active duty for training) by a member of, or applicant for membership (as defined in section 8140[g] of title 5) in, the Senior Reserve Officers’ Training Corps prescribed under chapter 103 of title 10.

Orphan: Select this box if at any time since you turned 13, you had no living parent, even if you are now adopted.

Ward of the Court: Select this box if at any time since you turned 13, you were a dependent or ward of the court, even if you are no longer a dependent or ward of the court today. For financial aid purposes, someone who is incarcerated is not considered a ward of the court.

Foster Care: Select this box if at any time since you turned 13, you were in foster care, even if you are no longer in foster care today. If you are not sure if you were in foster care, check with the CA Department of Social Services and contact the county in which your foster care took place: <https://www.cdss.ca.gov/county-offices>

Emancipation: Select this box if you can provide a copy of a court’s decision that, as of today, you are an emancipated minor. Also select the box if you can provide a copy of a court’s decision that you were an emancipated minor immediately before you reached the age of being an adult in your state. The court must be located in your state of residence at the time the court’s decision was issued. Do not select the box if you are still a minor and the court decision is no longer in effect or the court decision was not in effect at the time you became an adult.

Legal Guardianship: The definition of legal guardianship does not include your parents, even if they were appointed by a court to be your guardians. You are also not considered a legal guardian of yourself.

Select this box if you can provide a copy of a court’s decision that, as of today, you are in legal guardianship. Also select the box if you can provide a copy of a court’s decision that you were in legal guardianship immediately before you reached the age of being an adult in your state. The court must be located in your state of residence at the time the court’s decision was issued. Do not select the box if you are still a minor and the court decision is no longer in effect or the court decision was not in effect at the time you became an adult. Also leave the box blank and contact your school if custody was awarded by the courts and the court papers say “custody” (not “guardianship”).

If you meet any of these conditions, the financial aid administrator at your school may require you to provide proof that you were in foster care, a dependent or ward of the court, an emancipated minor, or in legal guardianship.

Other Circumstances – Question 11

“**Homeless**” means lacking fixed, regular, and adequate housing. You may be homeless if you are living in shelters, parks, motels, hotels, public spaces, camping grounds, cars, abandoned buildings, or temporarily living with other people because you have nowhere else to go. Also, if you are living in any of these situations and fleeing an abusive parent, you may be considered homeless even if your parent would otherwise provide a place to live.

“**Unaccompanied**” means you are not living in the physical custody of your parent or guardian. If you selected “Yes” to being unaccompanied and homeless (or unaccompanied, self-supporting, and at risk of being homeless) at any time on or after July 1, 2025, select the appropriate box if you received a determination to that effect. (The financial aid administrator at your college may ask you for a copy of the determination.) If you answered “Yes” but did not receive a determination from the persons listed, select “None of these apply” and contact the financial aid administrator at your college. This person can determine if you are “homeless” and, therefore, not required to provide parent information.

Student High School Information – Question 14

State-recognized high school equivalents:

- **GED®:** General Educational Development Test

“GED” is a credential that certifies you have the equivalent of a high school level education. A GED is obtained by passing a test on four subject areas (math, science, language arts, and social studies).

- **HiSET®:** High School Equivalency Test

“HiSET” is similar to the GED, but it additionally tests students on writing.

- **TASC™:** Test Assessing Secondary Completion

“TASC” is an exam that certifies you have the equivalent of a high school level education. This exam was offered in California until January 1, 2020.

- **CHSPE:** California High School Proficiency Examination

“CHSPE” is an exam that confirms your high school equivalent knowledge. Students that successfully pass the CHSPE receive a “Certificate of Proficiency,” which is equivalent to a high school diploma/ GED. The CHSPE was discontinued as of June 30, 2024.

Government Benefits Received – Questions 17 and 35

Select all that apply. Answer these questions about you, your spouse, or anyone in your household, and whether these benefits were received in either 2024 or 2025. Answering these questions will NOT reduce eligibility for financial aid or eligibility for these programs. Your answers help determine if we need to ask for additional

information about your assets and it allows us to possibly connect you with additional resources.

Medicaid: known as Medi-Cal in California.

SNAP: known as CalFresh in California.

TANF: known as CalWORKs in California.

Free or reduced priced school lunch: Select this box if in 2024 or 2025 you (or someone in your household), received free or reduced-price school lunch, either through **(1)** receiving a notification of eligibility determination made by the elementary/middle/high school or **(2)** meeting the income eligibility guidelines published by the [U.S. Department of Agriculture \(USDA\)](https://www.usda.gov/).

Tax Filing Status – Questions 18, 27, 36, and 42

U.S. territories include Puerto Rico, Guam, American Samoa, the U.S. Virgin Islands, and the Northern Mariana Islands.

For more information about IRS tax filing thresholds, see [IRS Publication 17](https://www.irs.gov/publications/p17/).

If you filed or will file a foreign tax return or IRS 1040-NR, or a tax return with Puerto Rico, another U.S. territory, or one of the Freely Associated States, use the information from that return to fill out this form. If you filed a foreign return, convert all monetary units to U.S. dollars, using the published exchange rate in effect for the date nearest to today's date. To view the daily exchange rates, go to [federalreserve.gov/releases/h10/current](https://www.federalreserve.gov/releases/h10/current).

2024 Tax Return Information – Questions 19, 28, 37, and 43

Questions 19 (Student) and 28 (Student Spouse): If you filed jointly with a spouse in 2024 and are currently married to that person, the joint information of both should be entered in question 19. You may skip question 28.

If you filed jointly with a spouse in 2024, but are no longer married to that person, enter only your income information in question 19, and do not include any income information from your former spouse in questions 19 or 28.

If you did not file jointly with a spouse in 2024 and are currently married, enter your information in question 20, and your spouse's information in question 28.

Questions 37 (Parent) and 43 (Other Parent): To determine if you need to complete any of these questions, see page 4, "Who must provide information on the CADAA?" for guidance.

If your parent filed jointly with a spouse or partner in 2024 and they are currently married to or living together with that person, the joint income information of both should be entered in question 37. You may skip question 43.

If your parent filed jointly with a spouse or partner in 2024 but is no longer married to or living with that person, only your parent's income information should be entered in

question 37. Do not include income information from the former spouse or partner in questions 37. You may skip question 43.

If your parent did not file jointly with a spouse or partner in 2024 and is currently married or living together with a partner, only your parent's information should be entered in question 37. Income information for your parent's spouse or partner should be included in question 43.

College Grants, Scholarships, or AmeriCorps Benefits Reported to the IRS: Taxable college grant and scholarship aid reported to the IRS as income. May include AmeriCorps benefits (awards, living allowances, and interest accrual payments), as well as grant and scholarship portions of fellowships and assistantships.

Assets – Questions 21 and 39

Net worth means the current value, as of today, of investments, businesses, and/or investment farms, minus debts related to those same investments, businesses, and/or investment farms. When calculating net worth, use 0 for investments or properties with a negative value.

Investments include real estate (do not include the home in which you live), rental property (includes a unit within a family home that has its own entrance, kitchen, and bath rented to someone other than a family member), trust funds, UGMA and UTMA accounts, money market funds, mutual funds, certificates of deposit, stocks, stock options, bonds, other securities, installment and land sale contracts (including mortgages held), commodities, etc.

Investments also include qualified education benefits or education savings accounts such as Coverdell savings accounts, 529 college savings plans, and the refund value of 529 prepaid tuition plans.

If you are required to report parent information on the CADAA:

- Do not report the value of education savings accounts for your parent's other children.
- Report the value of qualified education benefits or education savings accounts if you (the student) are the beneficiary. Report this amount as a parental asset in question 39.

If the student is not required to report parent information on the CADAA:

- Report the value of qualified education benefits or education savings accounts, as a student asset in question 21.

Investments do not include the home you live in, the value of life insurance, ABLE accounts, retirement plans (401[k] plans, pension funds, annuities, non-education IRAs, Keogh plans, etc.), or cash, savings, and checking accounts reported in the previous question.

Investments also do not include UGMA and UTMA accounts for which you are the custodian, but not the owner or the value of qualified education benefits or education savings accounts that are for the benefit of your parent's other children.

Investment value means the current balance or market value of these investments as of today. Investment debt means only those debts that are related to the investments.

Business and investment farms include businesses that you own (Don't include a family business with 100 or fewer full-time employees) or income-producing farms that you own (including the fair market value of land, buildings, livestock, unharvested crops, and machinery actively used in investment farms, agricultural, or commercial activities). Don't include farms where the family resides, or a commercial fishing business and related expenses. If you are married or remarried, include businesses or investment farms that your spouse owns and report this on question 21. If you are required to provide parental information on the CADAA, include businesses or investment farms that your parent (and their spouse) own and report this on question 39.

Businesses and investment farms do not include the value of crops that are grown solely for consumption by you and your family or the home in which you live.

Colleges – Question 23

Enter the college(s) that should receive your California Dream Act information. Colleges MUST be located in California. List colleges you have applied to or are thinking of applying to. You can find school codes by using FSAs "Federal School Code Search" tool: <https://studentaid.gov/fafsa-app/FSCsearch>.

Enter the Federal School Code and College Name on this form. If you cannot find the school code, write in the college's complete name.

If you want more schools to receive your CADAA information, read "**How can I have more colleges get my CADAA information?**" section on page 3.